

Format of Holding of Specified securities

1. Name of Listed Entity: KSK ENERGY VENTURES LIMITED
2. Scrip Code/Name of Scrip/Class of Security: 532997,KSK,EQUITY SHARES
3. Share Holding Pattern Filed under: Reg.31(1)(b)
31-03-2016

4. Declaration : The Listed entity is required to submit the following declaration to the extent of submission of information:

Particulars	YES*	NO*
a Whether the Listed Entity has issued any partly paid up shares		NO
b Whether the Listed Entity has issued any Convertible Securities or Warrants?	YES	
c Whether the Listed Entity has any shares against which depository receipts are issued?		NO
d Whether the Listed Entity has any shares in locked-in?	YES	
e Whether any shares held by promoters are pledge or otherwise encumbered?	YES	

*if the Listed Entity selects the option 'NO' for the questions above, the columns for the partly paid up shares, Outstanding Convertible Securities/Warrants, depository receipts, locked-in shares, No of shares pledged or otherwise encumbered by promoters, as applicable, shall not be displayed at the time of dissemination on the Stock Exchange website. Also wherever there is 'No' declared by Listed entity in above table the values will be considered as 'Zero' by default on submission of the format of holding of specified securities.

5 The tabular format for disclosure of holding of specified securities is as follows:


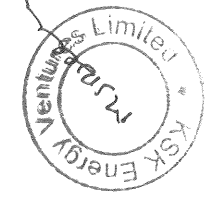


Table 1 - Summary Statement holding of specified securities

Category	Category of Shareholder	No of Shareholders	No of fully paid up equity shares held	No of Partly paid-up equity shares held	No of Shares Underlying Depository Receipts	Total No of Shares Held (VII) = (IV)+(V)+(VI)	Shareholding as a % of total no of shares (As a % of (A+B+C2))	Number of Voting Rights held in each class of securities			No of Shares Underlying convertible securities (including Warrants)	Shareholding as a % assuming full conversion of convertible securities (as a percentage of diluted share capital)	Number of Locked in Shares	Number of Shares pledged or otherwise encumbered	Number of equity shares held in dematerialized form			
								Class X	Class Y	Total						No.	As a % of total Shares held	No.
(I)	(II)	(III)	(IV)	(V)	(VI)	(VII)	(VIII)	(IX)			(X)	(XI)	(XII)	(XIII)	(XIV)			
(A)	Promoter & Promoter Group	3	289024524	0	0	289024524	68.17	289024524	0	289024524	68.17	69856800	72.67	19616919	6.79	276619943	95.78	289024524
(B)	Public	17299	134961250	0	0	134961250	31.83	134961250	0	134961250	31.83	0	27.35	0	0.00	NA	NA	134961237
(C)	Non Promoter-Non Public	0	0	0	0	0	0	0	0	0	0	0	0	0	0.00	NA	NA	0
(C1)	Shares underlying DRs	0	0	0	0	0	0	0	0	0	0	0	0	0	0.00	NA	NA	0
(C2)	Shares held by Employees Trusts	0	0	0	0	0	0	0	0	0	0	0	0	0	0.00	NA	NA	0
	Total:	17202	423985774	0	0	423985774	100.00	423985774	0	423985774	100.00	69856800	100.00	19616919	4.63	276619943	65.29	423985761






Table II - Statement showing shareholding pattern of the Promoter and Promoter Group

Category	Category & Name of the Shareholder	PAN	No of Shareholders	No of fully paid up equity shares held	No of Partly paid-up equity shares held	No of Shares Underlying Depository Receipts	Total No of Shares Held (IV+V+VI)	Shareholding as a % of total no of shares (calculated as per SCRR, 1957 (VIII) A & B (i) & (ii) (A+B+C))	Number of Voting Rights held in each class of securities (A+B+C)			Total as a % of (A+B+C)	No of Shares Underlying Outstanding convertible securities (including Warrants)	Shareholding as a % assuming full conversion of convertible Securities (as a percentage of diluted share capital) (VII+IX) As a % of (A+B+C)	Number of Locked in Shares	As a % of Shares held	Number of Shares pledged or otherwise encumbered	As a % of total Shares held	Number of equity shares held in dematerialized form	
									Class X	Class Y	Total									
	(i)		(iii)	(iv)	(v)	(vi)	(vii)	(viii)	(ix)			(x)	(xi)	(xii)	(xiii)	(xiv)	(xv)	(xvi)		
(1)	Indian																			
(a)	Individuals/Hindu undivided Family		0	0	0	0	0.00	0	0	0	0	0.00	0	0.00	0	0.00	0	0.00	0	0
(b)	Central Government/State Government(s)		0	0	0	0	0.00	0	0	0	0.00	0	0.00	0	0.00	0	0.00	0	0	0
(c)	Financial Institutions/Banks		0	0	0	0	0.00	0	0	0	0.00	0	0.00	0	0.00	0	0.00	0	0	0
(d)	Any Other		1	78469263	0	78469263	18.51	78469263	0	78469263	18.51	0	15.89	0	0.00	78460971	99.99	78469263	0	
	KSK ENERGY COMPANY PRIVATE LIMITED	AACCS414B	1	78469263	0	78469263	18.51	78469263	0	78469263	18.51	0	15.89	0	0.00	78460971	99.99	78469263	0	
(2)	Foreign		1	78469263	0	78469263	18.51	78469263	0	78469263	18.51	0	15.89	0	0.00	78460971	99.99	78469263	0	
(a)	Individuals (Non-Resident Individuals/Foreign Individuals)		0	0	0	0	0.00	0	0	0	0.00	0	0.00	0	0.00	0	0.00	0	0	0
(b)	Government		0	0	0	0	0.00	0	0	0	0.00	0	0.00	0	0.00	0	0.00	0	0	0
(c)	Institutions		0	0	0	0	0.00	0	0	0	0.00	0	0.00	0	0.00	0	0.00	0	0	0
(d)	Foreign Portfolio Investor		0	0	0	0	0.00	0	0	0	0.00	0	0.00	0	0.00	0	0.00	0	0	0
(e)	Any Other		2	21055261	0	21055261	49.66	21055261	0	21055261	49.66	69856800	56.78	19616919	9.32	19855972	94.21	21055261	0	
	KSK ENERGY LIMITED	AADC2726M	1	190938342	0	190938342	45.03	190938342	0	190938342	45.03	0	38.65	0	0.00	187407932	98.15	190938342	0	
	KSK POWER HOLDINGS LIMITED	AAREC3847I	1	19616919	0	19616919	4.63	19616919	0	19616919	4.63	69856800	18.12	19616919	100.00	10951280	51.83	19616919	0	
	Sub-Total (A)(2)		2	21055261	0	21055261	49.66	21055261	0	21055261	49.66	69856800	56.78	19616919	9.32	19855972	94.21	21055261	0	
	Total Shareholding of Promoter and Promoter Group (A)=(A)(1)+(A)(2)		3	289024524	0	289024524	68.17	289024524	0	289024524	68.17	69856800	72.67	19616919	6.79	276619943	95.78	289024524	0	




Table III - Statement showing shareholding pattern of the Public shareholder

Category	Category & Name of the Shareholder	PAN	No of Shareholders	No of fully paid up equity shares held	No of partly paid-up equity shares held	No of Shares Underlying Depository Receipts	Total No of Shares Held (IV+V+VI)	Shareholding as a % of total shares (A+B+C)	Number of Voting Rights held in each class of securities			Total as a % of (A+B+C)	No of Shares Underlying convertible securities (including Warrants)	Shareholding as a % assuming full conversion of convertible securities (as a percentage of diluted share capital)	Number of Locked in Shares	As a % of total Shares held	Number of Shares pledged or otherwise encumbered	As a % of	Number of equity shares held in dematerialized form
									Class X	Class Y	Total								
	(i)	(ii)	(iii)	(iv)	(v)	(vi)	(vii)	(viii)	(ix)			(x)	(xi)	(xii)	(xiii)	(xiv)	(xv)	(xvi)	
(1)	Institutions																		
(a)	Mutual Funds		13	48998909	0	0	48998909	11.56	48998909	0	48998909	11.56	0	9.92	0.00	NA	NA	48998909	
	ICICI PRUDENTIAL INFRASTRUCTURE FUND	AAAA10039F	4	8929548	0	0	8929548	2.11	8929548	0	8929548	2.11	0	1.81	0.00	NA	NA	8929548	
(b)	HDFC TRUSTEE COMPANY LIMITED-HDFC EQUITY FUND	AAATH1869A	6	38145028	0	0	38145028	9.00	38145028	0	38145028	9.00	0	7.72	0.00	NA	NA	38145028	
(c)	Venture Capital Funds		0	0	0	0	0	0.00	0	0	0	0.00	0	0.00	0.00	NA	NA	0	
(d)	Alternate Investment Funds		0	0	0	0	0	0.00	0	0	0	0.00	0	0.00	0.00	NA	NA	0	
(e)	Foreign Venture Capital Investors		0	0	0	0	0	0.00	0	0	0	0.00	0	0.00	0.00	NA	NA	0	
(f)	Foreign Portfolio Investors		30	17567719	0	0	17567719	4.14	17567719	0	17567719	4.14	0	3.96	0.00	NA	NA	17567719	
(g)	TREE LINE ASIA MASTER FUND (SINGAPORE) PTE LTD	AACT7879C	1	9008000	0	0	9008000	2.12	9008000	0	9008000	2.12	0	1.82	0.00	NA	NA	9008000	
(h)	Financial Institutions/Banks		11	12010212	0	0	12010212	2.83	12010212	0	12010212	2.83	0	2.45	0.00	NA	NA	12010212	
(i)	Insurance Companies		0	0	0	0	0	0.00	0	0	0	0.00	0	0.00	0.00	NA	NA	0	
(j)	Provident Funds/Pension Funds		0	0	0	0	0	0.00	0	0	0	0.00	0	0.00	0.00	NA	NA	0	
(k)	Any Other		0	0	0	0	0	0.00	0	0	0	0.00	0	0.00	0.00	NA	NA	0	
(l)	Sub Total (B)(1)		54	78577740	0	0	78577740	18.53	78577740	0	78577740	18.53	0	15.91	0.00	NA	NA	78577740	
(m)	Central Government/State Government(s)/President of India		0	0	0	0	0	0.00	0	0	0	0.00	0	0.00	0.00	NA	NA	0	
(n)	Non-Institutions		0	0	0	0	0	0.00	0	0	0	0.00	0	0.00	0.00	NA	NA	0	
(o)	i. Individual shareholders holding nominal share capital up to Rs.2 lakhs		15463	6042975	0	0	6042975	1.43	6042975	0	6042975	1.43	0	1.22	0.00	NA	NA	6042975	
	ii. Individual shareholders holding nominal share capital in excess of Rs. 2 Lakhs		45	3398916	0	0	3398916	0.80	3398916	0	3398916	0.80	0	0.69	0.00	NA	NA	3398916	
(p)	NBFCs Registered with RBI		1	2100	0	0	2100	0.00	2100	0	2100	0.00	0	0.00	0.00	NA	NA	2100	
(q)	Employee Trusts		0	0	0	0	0	0.00	0	0	0	0.00	0	0.00	0.00	NA	NA	0	
(r)	Overseas Depositories (Holding DRs)(Balancing figure)		0	0	0	0	0	0.00	0	0	0	0.00	0	0.00	0.00	NA	NA	0	
(s)	Any Other		0	0	0	0	0	0.00	0	0	0	0.00	0	0.00	0.00	NA	NA	0	
(t)	NON RESIDENT INDIANS		266	403044	0	0	403044	0.10	403044	0	403044	0.10	0	0.08	0.00	NA	NA	403044	
(u)	CLEARING MEMBERS		52	217098	0	0	217098	0.05	217098	0	217098	0.05	0	0.04	0.00	NA	NA	217098	
(v)	BODIES CORPORATES		416	19944846	0	0	19944846	4.70	19944846	0	19944846	4.70	0	4.04	0.00	NA	NA	19944846	
(w)	HASHAM INVESTMENT AND TRADING COMPANY PRIVATE LIMITED	AA8CH7520C	2	11403648	0	0	11403648	2.69	11403648	0	11403648	2.69	0	2.31	0.00	NA	NA	11403648	
(x)	FOREIGN CORPORATE BODIES		2	26374531	0	0	26374531	6.22	26374531	0	26374531	6.22	0	5.34	0.00	NA	NA	26374531	
(y)	LB MAURITIUS III LTD	AA8CL4727B	1	7874531	0	0	7874531	1.86	7874531	0	7874531	1.86	0	1.59	0.00	NA	NA	7874531	
(z)	LB MAURITIUS IV LTD	AA8CL4758Q	1	18500000	0	0	18500000	4.36	18500000	0	18500000	4.36	0	3.75	0.00	NA	NA	18500000	
(aa)	Sub Total (B)(3)		17245	56383510	0	0	56383510	13.30	56383510	0	56383510	13.30	0	11.42	0.00	NA	NA	56383510	
(ab)	Total Public Shareholding (B) = (B)(1)+(B)(2)+(B)(3)		17299	134961250	0	0	134961250	31.83	134961250	0	134961250	31.83	0	27.33	0.00	NA	NA	134961250	

Table IV - Statement showing shareholding pattern of the Non Promoter - Non Public Shareholder

Category	Category & Name of the Shareholder	PAN	No of Shareholder =	No of fully paid up equity shares held	No of Partly paid up equity shares held	No of Shares Underlying Depository Receipts	Total No of Shares held (IV+V+VI)	Shareholding as a % of total shares (A+B+C2)	Number of Voting Rights held in each class of securities			No of Shares Underlying Outstanding convertible securities (including Warrants)	Shareholding as a % assuming full conversion of convertible Securities (as a percentage of diluted share capital)	Number of Locked In Shares	Number of Shares pledged or otherwise encumbered	Number of equity shares held in dematerialized form
									Class X	Class Y	Total (IX)					
(1)	(2)	(3)	(4)	(5)	(6)	(7)	(8)	(9)	(10)	(11)	(12)	(13)	(14)	(15)	(16)	
(1)	Custodian/DRA Holder		0	0	0	0	0	0.00	0	0	0	0	0.00	0	0	0
(2)	Employee Benefit Trust (Under SEBI (Share based Employee Benefit) Regulations, 2014)		0	0	0	0	0	0.00	0	0	0	0	0.00	0	0	0
	Total Non-Promoter-Non Public Shareholding (C) =		0	0	0	0	0	0.00	0	0	0	0	0.00	0	0	0

